

ArcadeUpkeep.com WPC95 Back Box GI Relay Mod

Supported Games: Congo, Attack from Mars, Tales of the Arabian Nights, Junk Yard, NBA Fast Break, Circus Voltaire, Medieval Madness, No Good Gofers, Champion Pub, Monster Bash, Cactus Canyon



Not Supported: **Safe Cracker** (likely incompatible due to unique design of game), **Scared Stiff** (already has Back Box GI control from factory), **ALL Remakes**

Tools Required: **None**

Disconnect power to machine before starting

Step 1: Locate the driver board in the back box of unit. In the bottom left corner are the connectors for the General Illumination


- Playfield GI J105
- Backbox GI J106




Step 2: Trace the connectors and verify the playfield is connected to J105, and the Backbox is Connected to J106. Remove both connectors from the driver board. *(It is not uncommon for these connectors to be mixed up. The Playfield GI cable will go to the lower cabinet, while the Backbox cable will go to the backbox.)*

Step 3: Position backbox relay board so that the teeth of the **BACKBOX GI CONNECTOR** are aligned and facing towards the tall part of the connector on the relay board. Once aligned, plug the connector into the board.


(Make sure you are connecting the back box GI connector! The Playfield and Backbox GI connectors look similar and are keyed the same!)



1




2





3

Step 4: Once the Backbox GI connector is connected to the board, rotate the board so the relays and connector are facing down and align the board with the bottom plug J106. (*ArcadeUpkeep.com* should be facing up!)




Step 5: Once You have aligned the pins, connect the board to the J106 (bottom) on the driver board.



(*Make sure the Pins are aligned!*)

Step 6: Once the relay board is connected to J106 (bottom) reconnect the playfield connector to J105 (top). (*Take care to make sure no other nearby wires are stressed/snagged during install process!*)



Step 7: Reinstall the backbox translite and enjoy enhanced light the show! The back box will now also go dark when the playfield is dark.

